























800mm Flat Top Stone Face Range Specifications PDF – (please note size / weight may vary +/- 5%)

				MAINBLOCK SIZE			
 <p>1LP 1225kg</p>	 <p>1LP 1840kg</p>	 <p>2LP 2450kg</p>	 <p>2LP 3065kg</p>	 <p>2LP 3675kg</p>	 <p>1LP 615kg</p>	 <p>1LP 920kg</p>	 <p>2LP 1225kg</p>
800 x 800 x 800mm FT/SF	1200 x 800 x 800mm FT/SF	1600 x 800 x 800mm FT/SF	2000 x 800 x 800mm FT/SF	2400 x 800 x 800mm FT/SF	800 x 400 x 800mm FT/SF	1200 x 400 x 800mm FT/SF	1600 x 400 x 800mm FT/SF
 <p>2LP 1535kg</p>	 <p>2LP 1838kg</p>	 <p>2LP 2160kg</p>		 <p>1LP 1225kg</p>	 <p>1LP 1840kg</p>	 <p>2LP 2450kg</p>	 <p>2LP 3065kg</p>
2000 x 400 x 800mm FT/SF	2400 x 400 x 800mm FT/SF	1600 x 800 x 800mm Rad FT/SF		800 x 800 x 800mm FT/SF R	1200 x 800 x 800mm FT/SF R	1600 x 800 x 800mm FT/SF R	2000 x 800 x 800mm FT/SF R
 <p>2LP 3675kg</p>	 <p>1LP 615kg</p>	 <p>1LP 920kg</p>	 <p>2LP 1225kg</p>	 <p>2LP 1535kg</p>	 <p>2LP 1838kg</p>	 <p>2LP 2160kg</p>	
2400 x 800 x 800mm FT/SF R	800 x 400 x 800mm FT/SF R	1200 x 400 x 800mm FT/SF R	1600 x 400 x 800mm FT/SF R	2000 x 400 x 800mm FT/SF R	2400 x 400 x 800mm FT/SF R	1600 x 800 x 800mm FT Rad SF/R	